

# ANALYSIS REPORT

---

August 16<sup>th</sup> 2022

Your reference: "Bijla 2021 | 02/08/22" and "Dollarddijk | 02/08/22"

Our reference: 2208AF

---

**Client:**

Deltares  
Jeroen Ouwerling

**Laboratorium:**

Qmineral  
Gaston Geenslaan 1  
3001 Heverlee  
Belgium  
T: +32 16 751377  
E: [info@qmineral.com](mailto:info@qmineral.com)

---

**Date report 16/08/2022**

**Report prepared by**  
**Dr. Rieko Adriaens**



Your reference: "Bijla 2021 | 02/08/22" and "Dollarddijk | 02/08/22"  
 Our reference: 2208AF

**Table 1:** Sample list with requested analyses.

Our reference	Your reference	XRD Bulk + Clay analysis	Natural cation saturation	BET-N2
2208AF01	Bijla 2021   02/08/22	X	x	X
2208AF02	Dollarddijk   02/08/22	x	x	x

**Table 2:** Measurement characteristics of the bulk XRD analysis.

Parameter	Value
<b>Analysis</b>	Bulk XRD analysis
<b>Sample preparation</b>	Automated wet milling in alcohol and specific pretreatment to avoid preferred orientation
<b>Diffractionmeter</b>	Bruker D8 Advance, XE-T detector, Cu-K $\alpha$ radiation
<b>Data treatment methodology</b>	In-house
<b>Interpretation by</b>	Dr. Rieko Adriaens
<b>Date of measurement</b>	09/08/2022
<b>Date of data treatment</b>	12/08/2022
<b>Results</b>	Table 6 and Figures 1-2

**Table 3:** Measurement characteristics of the detailed clay analysis by XRD.

Parameter	Value
<b>Analysis</b>	Clay extraction + XRD analysis
<b>Sample preparation</b>	Chemical pretreatment to remove cementing agents followed by an extraction of the <2 $\mu$ m fraction by sequential centrifugation.
<b>Diffractionmeter</b>	Bruker D8 Advance, XE-T detector, Cu-K $\alpha$ radiation
<b>Data treatment methodology</b>	In-house
<b>Interpretation by</b>	Dr. Rieko Adriaens
<b>Date of measurement</b>	11/08/2022-12/08/2022
<b>Date of data treatment</b>	12/08/2022
<b>Results</b>	Table 7 and Figures 3-4

**Table 4:** Measurement characteristics of the BET analysis.

Parameter	Value
<b>Analysis</b>	Multiple point BET
<b>Instrument</b>	Quantachrome Autosorb
<b>Date of analysis</b>	11/08/2022-12/08/2022
<b>Operator</b>	A.A.
<b>Sample preparation</b>	Outgassing for 2h in 200°C under high-vacuum
<b>Adsorptive-gas</b>	N <sub>2</sub>
<b>Temperature during analysis</b>	77.35K (liquid nitrogen)
<b>Results</b>	Table 8

Your reference: "Bijla 2021 | 02/08/22" and "Dollarddijk | 02/08/22"  
 Our reference: 2208AF

**Table 5:** Exchangeable cations composition.

Parameter	Value
<b>Analysis</b>	Chemical analysis of exchangeable cations
<b>Sample preparation</b>	Exchange by NaCl and CaCl <sub>2</sub>
<b>Apparatus</b>	ICP-OES
<b>Date of measurement</b>	17/08/2022
<b>Results</b>	Table 9

**Table 6:** Quantitative bulk mineralogical composition (in wt% of the identified minerals).

Sample	Formula	Bijla 2021	Dollarddijk
		02/08/22	02/08/22
<b>NON-CLAYS</b>			
<b>SILCATES</b>			
Quartz	SiO <sub>2</sub>	39.4	33.2
Alkali feldspar	(K,Na)Si <sub>3</sub> AlO <sub>8</sub>	6.8	5.7
Plagioclase	(Ca,Na)(Si,Al) <sub>4</sub> O <sub>8</sub>	6.5	4.7
<b>CARBONATES</b>			
Calcite	CaCO <sub>3</sub>	5.2	6.7
Dolomite/Ankerite	Ca(Mg,Fe)(CO <sub>3</sub> ) <sub>2</sub>	1.7	1.3
<b>OXIDES</b>			
Anatase	TiO <sub>2</sub>	0.4	0.4
Rutile	TiO <sub>2</sub>	0.3	0.2
Goethite	FeO(OH)	0.2	0.3
<b>PHOSPHATES</b>			
Apatite	Ca <sub>5</sub> (PO <sub>4</sub> ) <sub>3</sub> (F,OH,Cl)	0.5	0.5
<b>CLAYS</b>			
Chlorite	(Mg,Fe) <sub>5</sub> Al(Si <sub>3</sub> Al)O <sub>10</sub> (OH) <sub>8</sub>	2.2	2.1
Kaolinite	Al <sub>2</sub> Si <sub>2</sub> O <sub>5</sub> (OH) <sub>4</sub>	5.0	6.3
Total 2:1 layer silicates	(K,H <sub>3</sub> O)(Al,Mg,Fe) <sub>2</sub> (Si,Al) <sub>4</sub> O <sub>10</sub> [(OH) <sub>2</sub> ,(H <sub>2</sub> O)]	31.8	38.6

**Table 7:** Quantitative clay mineralogical composition <2µm of the samples (in wt%).

Mineral	Bijla 2021   02/08/22	Dollarddijk   02/08/22
Kaolinite	9.2	10.8
Interstratified Illite/Smectite R0 (65/35)	40.6	39.5
Illite	25.3	22.9
Smectite	21.3	22.9
Chlorite	3.6	3.9

**Table 8:** Multiple point BET analysis: results.

Sample	BET (m <sup>2</sup> /g)
Bijla 2021   02/08/22	16.2
Dollarddijk   02/08/22	29.6

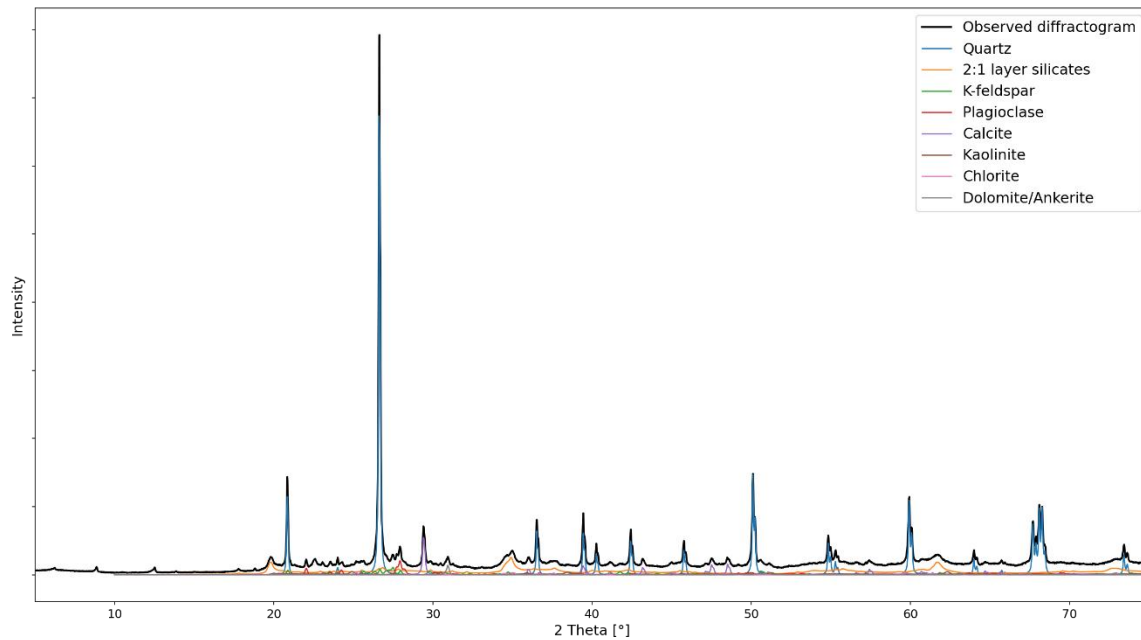
---

Your reference: "Bijla 2021 | 02/08/22" and "Dollarddijk | 02/08/22"  
Our reference: 2208AF

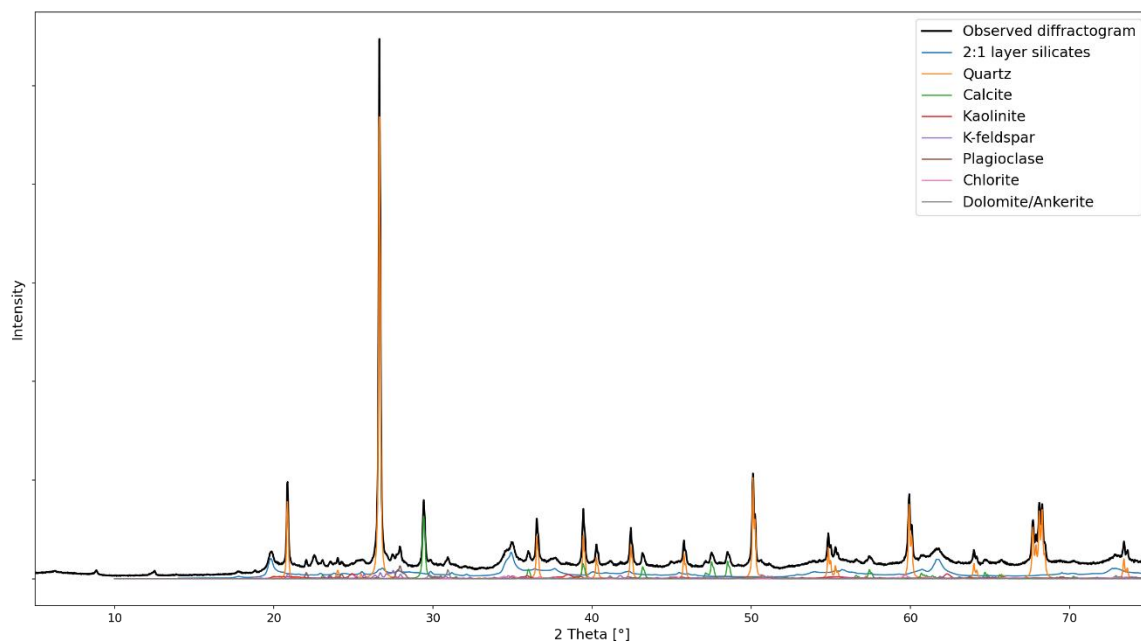
**Table 9:** Exchangeable cation analysis: results.

Sample	Na (meq/100g)	Ca (meq/100g)	K (meq/100g)	Mg (meq/100g)
<b>Bijla 2021   02/08/22</b>	0.9	12.6	<0.1	0.9
<b>Dollarddijk   02/08/22</b>	1.7	15.2	<0.1	1.2

Your reference: "Bijla 2021 | 02/08/22" and "Dollarddijk | 02/08/22"  
 Our reference: 2208AF

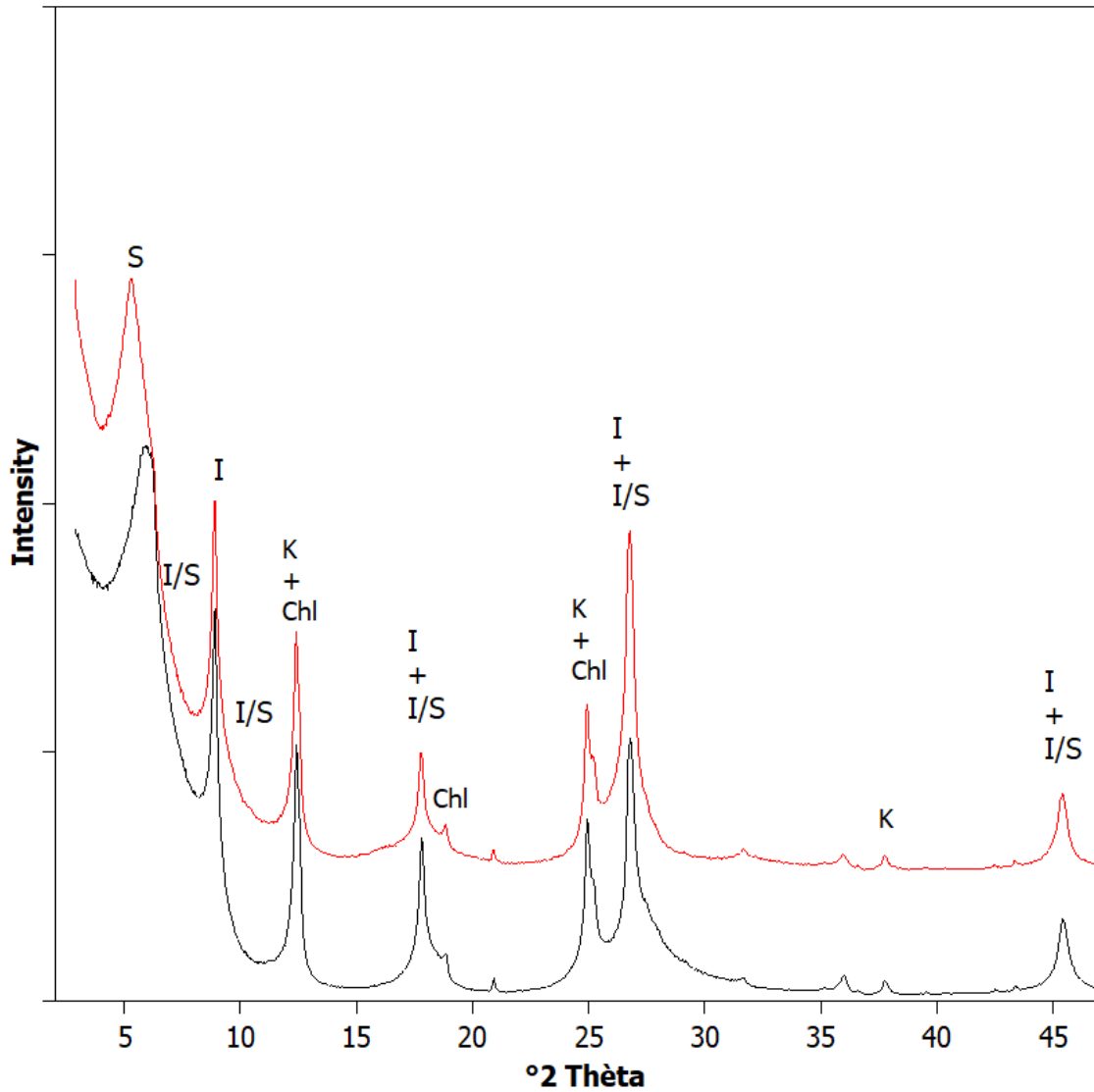


**Figure 1:** Diffraction pattern of the sample "Bijla 2021 | 02/08/22". The main minerals that contribute to the most important reflections are indicated.



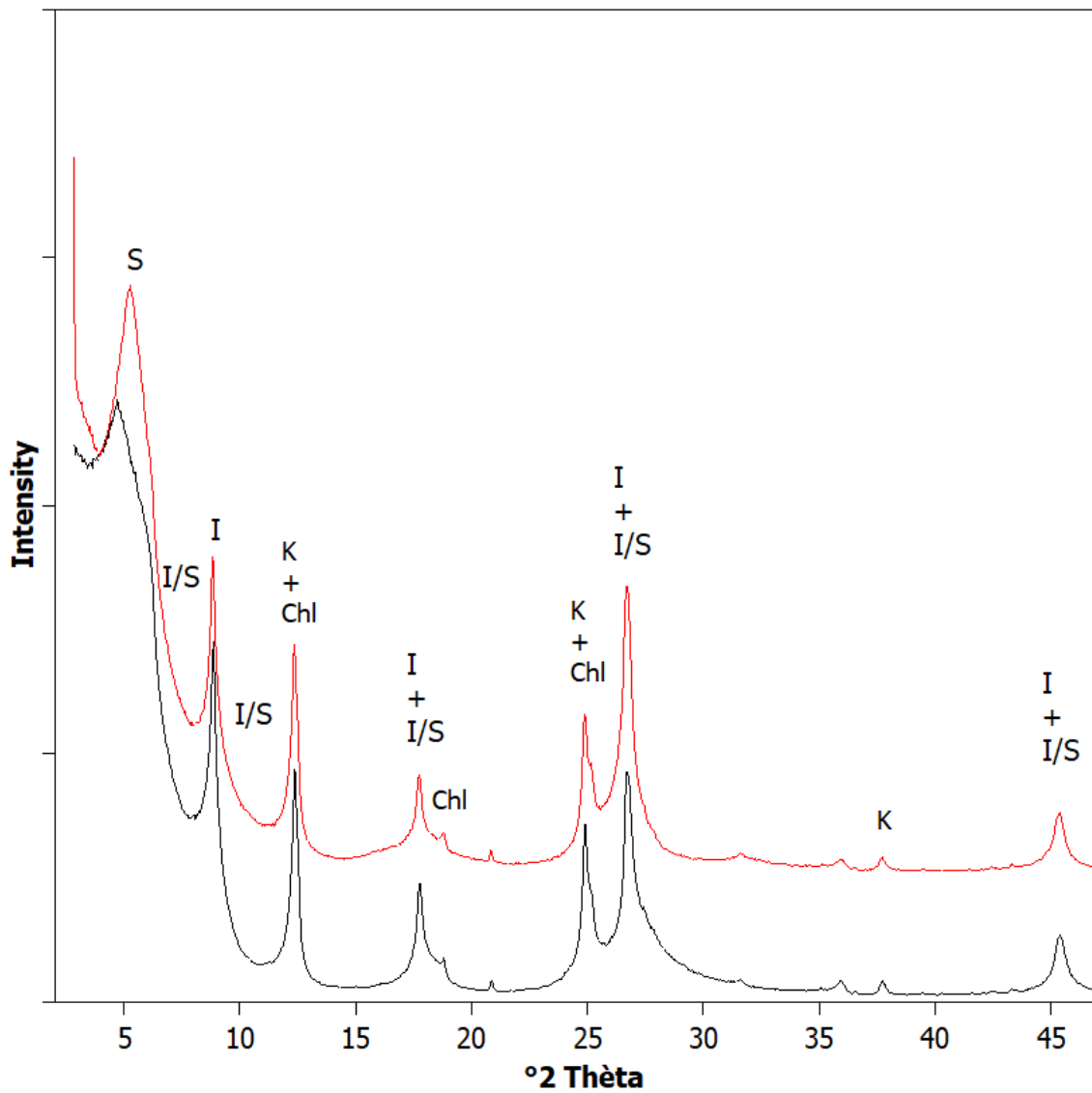
**Figure2:** Diffraction pattern of the sample "Dollarddijk | 02/08/22". The main minerals that contribute to the most important reflections are indicated.

Your reference: "Bijla 2021 | 02/08/22" and "Dollarddijk | 02/08/22"  
Our reference: 2208AF



**Figure 3:** Diffraction patterns of the air dried (black pattern) and ethylene glycolated (red pattern) oriented clay fractions of the sample "Bijla 2021 | 02/08/22". The most important reflections are labeled: K: Kaolinite, I: Illite, I/S: interstratified Illite/Smectite; S: Smectite.

Your reference: "Bijla 2021 | 02/08/22" and "Dollardijk | 02/08/22"  
Our reference: 2208AF



**Figure 4:** Diffraction patterns of the air dried (black pattern) and ethylene glycolated (red pattern) oriented clay fractions of the sample "Dollardijk | 02/08/22". The most important reflections are labeled: K: Kaolinite, I: Illite, I/S: interstratified Illite/Smectite; S: Smectite.