

Numerical Studies of Flow Over a Sill: Sensitivity of the Non-Hydrostatic Effects to the Grid Size

Jarle Berntsen¹, Jiuxing Xing² and Alan M. Davies²

¹ Department of Mathematics, University of Bergen, Norway

² Proudman Oceanographic Laboratory, Liverpool, UK

JONSMOD 2008 Bergen Norway 23 June



Non-hydrostatic ocean models

- Status on non-hydrostatic ocean models
- The non-hydrostatic pressure estimation in σ -coordinate models
- When do we need to include non-hydrostatic pressure effects?
- Tidal flow over a sill
- Hydrostatic versus non-hydrostatic results as functions of grid size and SGS closure



Non-hydrostatic ocean models

- In z -coordinates: The MITgcm
- In σ -coordinates: Kanarska and Maderich (2003) - POM
- In ROMS: Kanarska, Shchepetkin, and McWilliams (2007)
- Also available in other models
- May be expensive to compute non-hydrostatic pressure



Non-hydrostatic pressure in σ -models

After transformation from z-coordinates (KM03) :

$$\begin{aligned} & \frac{\partial}{\partial \mathbf{x}} \left(D \frac{\partial P}{\partial \mathbf{x}} \right) - \frac{\partial}{\partial \mathbf{x}} \left(\frac{\partial P}{\partial \sigma} \left(\sigma \frac{\partial D}{\partial \mathbf{x}} + \frac{\partial \eta}{\partial \mathbf{x}} \right) \right) + \frac{1}{D} \frac{\partial^2 P}{\partial \sigma^2} - \\ & \frac{\partial}{\partial \sigma} \left(\frac{\partial P}{\partial \mathbf{x}} \left(\sigma \frac{\partial D}{\partial \mathbf{x}} + \frac{\partial \eta}{\partial \mathbf{x}} \right) \right) + \frac{1}{D} \frac{\partial}{\partial \sigma} \left(\frac{\partial P}{\partial \sigma} \left(\sigma \frac{\partial D}{\partial \mathbf{x}} + \frac{\partial \eta}{\partial \mathbf{x}} \right)^2 \right) = \\ & \frac{\rho_0}{\Delta t} \left(\frac{\partial \tilde{U} D}{\partial \mathbf{x}} + \frac{\partial \tilde{\omega}}{\partial \sigma} + \frac{\partial \eta}{\partial t} \right). \end{aligned}$$



Non-hydrostatic pressure in σ -models

Simplified version in Berntsen and Furnes (2005) :

$$\frac{\partial}{\partial x} \left(D \frac{\partial P}{\partial x} \right) + \frac{1}{D} \frac{\partial^2 P}{\partial^2 \sigma} = \frac{\rho_0}{\Delta t} \left(\frac{\partial \tilde{U} D}{\partial x} + \frac{\partial \tilde{\omega}}{\partial \sigma} + \frac{\partial \eta}{\partial t} \right).$$

5 versus 9 points involved in 2D studies

7 versus 19 points involved in 3D studies

Total errors = Model errors + Numerical errors



Surface boundary condition for P ?

- $P = 0$ in KM03
- $\frac{\partial P}{\partial n} = 0$ in MITgcm
- Also mixed BCs suggested



When do we need non-hydrostatic pressure?

- Scale analysis- non-hydrostatic parameter
- 1 to 10 km suggested in Marshall et al. 1997
- Run time decisions suggested in Wadzuk and Hodges 2004
- Process oriented studies
- Sensitive to SGS parameterisation
- If we allow P_{NH} effects without resolving the real non-hydrostatic processes, we may get strong aliasing effects

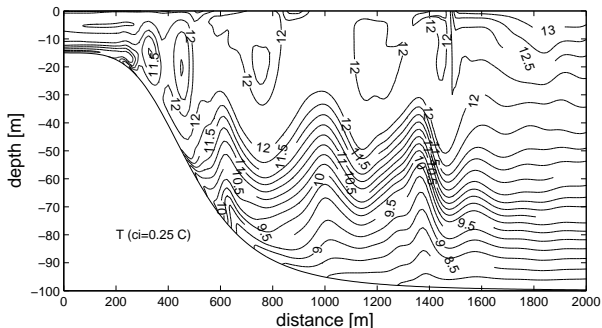


Super-critical flow over a sill (Loch Etive)

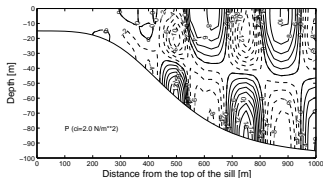
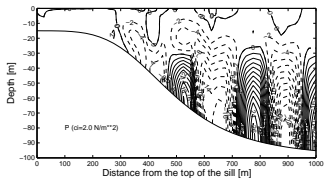
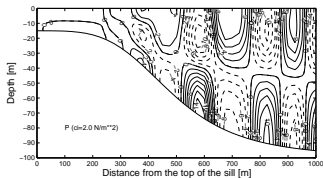
See Inall et al. 2004,2005, Stashchuk et al. 2007, and several papers by Xing and Davies.

XD demonstrated strong non-hydrostatic effects using the MITgcm and $\Delta x = 12.5\text{m}$.

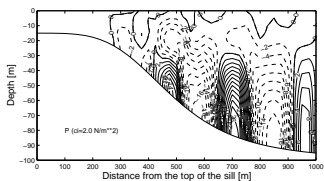
Temperature field after $1/4 T$ with $\Delta x = 12.5\text{ m}$.



Pressures at maximum inflow



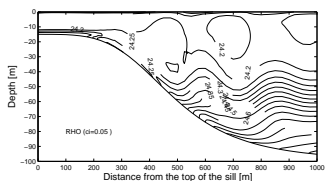
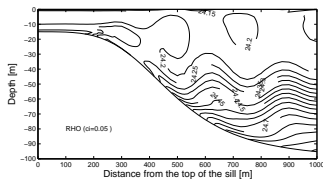
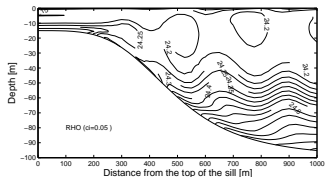
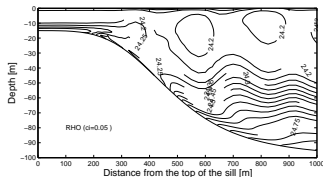
$\partial P / \partial n = 0$ at the surface



$P = 0$ at the surface

Upper panel KM-method and lower panel BF-method

Densities at maximum inflow



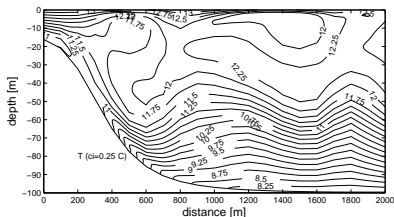
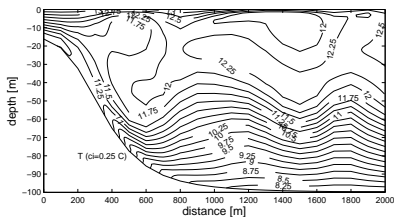
$\partial P / \partial n = 0$ at the surface

$P = 0$ at the surface

Upper panel KM-method and lower panel BF-method
(From paper submitted with Keilegavlen)

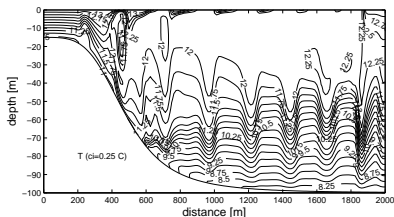
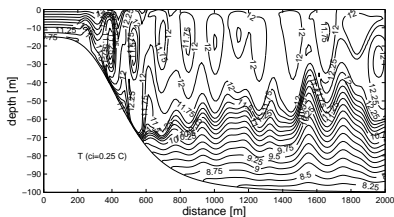


Temperatures at maximum inflow for $\Delta x = 100$ m



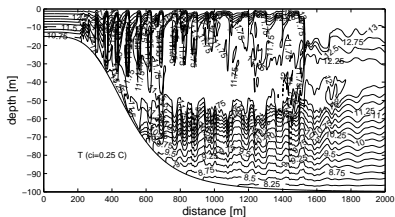
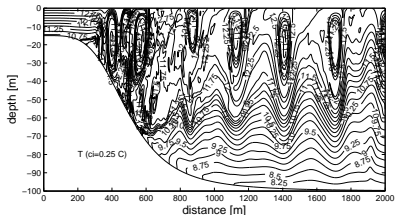
Non-hydrostatic results on top and hydrostatic results below

Temperatures at maximum inflow for $\Delta x = 12.5$ m

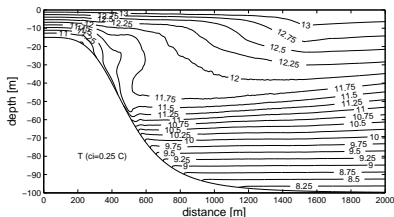
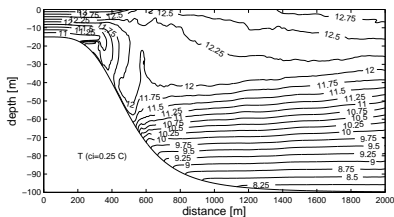


Non-hydrostatic results on top and hydrostatic results below

Temperatures at maximum inflow for $\Delta x = 1.5625$ m

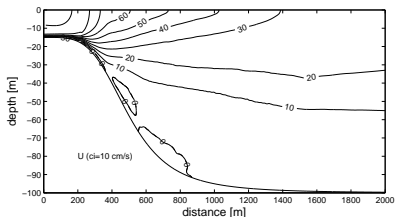
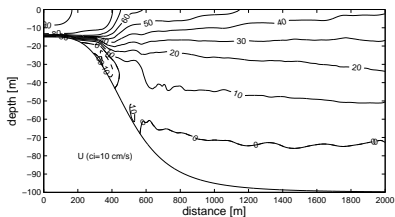


Time mean temperatures for $\Delta x = 1.5625$ m



Non-hydrostatic results on top and hydrostatic results below

Time mean U -velocities for $\Delta x = 1.5625$ m



Non-hydrostatic results on top and hydrostatic results below



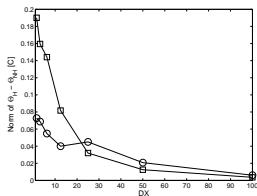
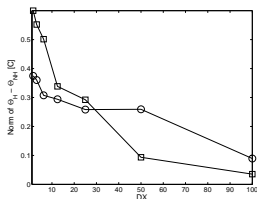
Measuring the effects in the 2-norm

$$\| \phi_H - \phi_{NH} \| = \sqrt{\frac{1}{Area} \int_{0m}^{2000m} \int_{H(x)}^{\eta(x,t)} (\phi_H - \phi_{NH})^2 dx dz}$$

2-norms also computed for the time mean fields



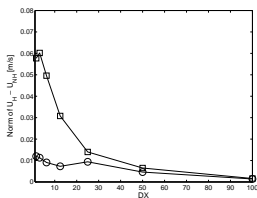
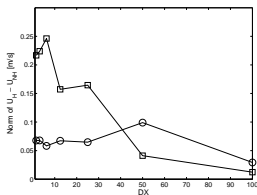
2-norms of differences in temperatures



Results at max. inflow on top and for time mean fields below
Squares used for low visc./diff. exp.
Circles used for large visc./diff. exp.



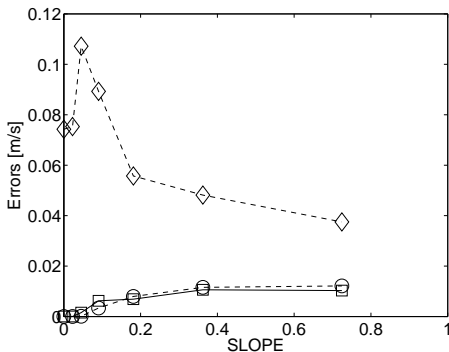
2-norms of differences in U -velocities



Results at max. inflow on top and for time mean fields below
Squares used for low visc./diff. exp.
Circles used for large visc./diff. exp.



Sensitivity to the slope



Errors in time average U as function of slope.

Squares used for errors from non-hydrostatic P errors

Circles used for errors from internal pressure gradient errors

Diamonds used for 'errors' due to uncertainties in the SGS closure



- The primary model fields in non-hydrostatic σ -coordinate models robust to the choice of method for the pressure, and to the surface boundary condition
- If viscosity/diffusivity small, stronger non-hydrostatic effects with smaller Δx
- Also clear non-hydrostatic effects on the time mean fields
- For the sill case, the turbulent rotor in the lee is missing in the hydrostatic results
- For the sill case, small non-hydrostatic effects with Δx larger than 25 m
- Possible aliasing effects with too large Δx
- Consequences for 3D studies



- For full non-hydrostatic effects: DNS
- Internal waves + Kelvin-Helmholtz instabilities represented
- Parameterizations of non-hydrostatic effects into larger grid size hydrostatic models
- There is a cost involved when computing the non-hydrostatic pressure
- We need an elliptic pressure solver
- 10 times SOR per time step

