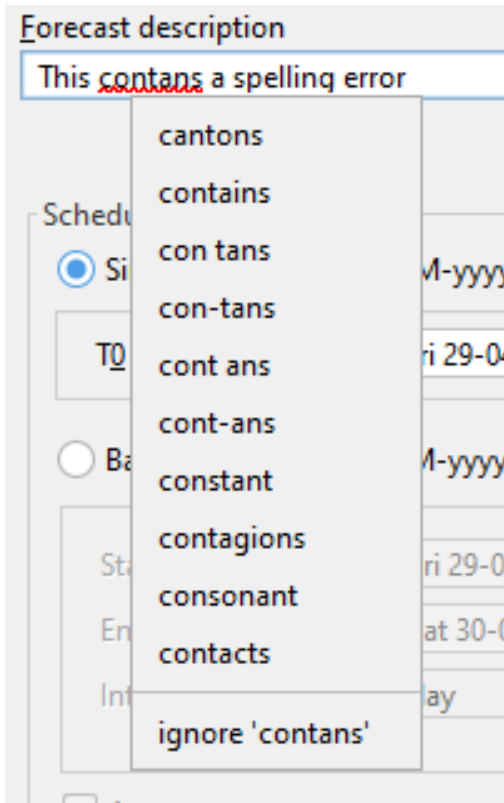


37. Spell checker



The following panels support the spell checker

- Annotation panel
- Data search panel
- Manual forecast dialog
- Product info panel
- Time series dialog comment editor

By default the following languages are supported

- Dutch (Netherlands)
- Spanish (Spain)
- French (France)
- English (US)
- English (UK)
- English (Australia)

Other languages can be downloaded from

<https://github.com/LibreOffice/dictionaries>

A language zip should be named *language_country.zip*; i.e. en_AU.zip, en_GB.zip, en_US.zip, es_ES.zip, fr_FR.zip, nl_NL.zip. The zip file should contain *language_country.dic* and *language_country.aff* file and an optional license/readme file. The language and country should be the same as specified in the *global.properties* for the keys *LANGUAGE* and *COUNTRY*. The *global.properties* file will have to contain the following lines when language is English and country is Australia:

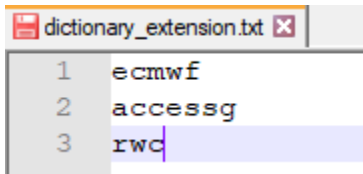
```
LANGUAGE=EN
COUNTRY=AU
```

Additional language zip files should be located in *\$REGION_HOME/Modules/spelling*. The language files can be downloaded from the site: <https://github.com/LibreOffice/dictionaries>

With the *autoExportModuleDataSet* in the *clientConfig.xml* the language zip files can be downloaded to an OC and automatically exported to the correct Modules folder.

Additional words

Extra words (jargon) can be added to `$REGION_HOME$/Modules/spelling/dictionary_extension.txt`. This is an ASCII file with additional words that will automatically be used in the dictionary. The ASCII file is simple file with a list of words in lowercase.

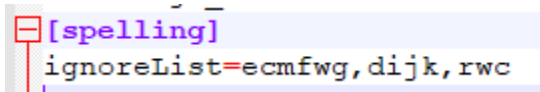


UTF-8 encoding is required for `dictionary_extension.txt`. With the `autoExportModuleDataSet` in the `clientConfig.xml` the `dictionary_extension.txt` be downloaded to an OC.

The words in this list are not underlined red but will not popup in the suggestions

Ignored words

When a user ignores a word it will be added to the `userSettings.ini`. After this it will no longer be underlined red for the current user. To ignore these works for all users, the words can regularly be copied from the `userSettings.ini` (`spelling/ignoreList`) to the `dictionary_extension.txt` manually. The `dictionary_extension.txt` file can then be uploaded to the config in the central database using the Config Manager or Admin Interface.



Keyboard



The menu key can be used to popup the suggestions.